

Forever Inkjet Lite User Instructions

Data Sheet

Packaging:

Sheets:




A3 (420mm X 297mm)

A4 (297mm X 210mm)

Printer Settings

- * Mirror Image
- * Normal paper stock should be selected

Transfer-Press Settings

	<u>Automatic Press</u>	<u>Manual Press</u>
 Pressure	High 5 - 6 PSI	High
 Temperature	180 - 200 °C	180 - 200 °C
 Time	12 - 15 Seconds	12 - 15 Seconds

Transfer Process

- 1) Pre - press the garment to remove any moisture.
- 2) Cut the mirrored image as required.
- 3) Put the image, face down, onto the garment.
- 4) Press for 12-15 seconds.
- 5) Hot Peel.

Washing Instructions

- * Wash inside out up-to 40 °C (cold wash cycle/delicates)
- * Iron over image – to regenerate toner
- * **Do Not** Dry clean or Tumble dry.
- * Use standard washing powders **Do Not** use bleach or softener.