

Forever Aprons Light User Instructions

Data Sheet

Packaging:

Forever 5 Star

Sheets:




A3 (420mm X 297mm)

A4 (297mm X 210mm)

Printer Settings

- * **Mirror Image**
- * **Heavy paper stock should be selected**

Transfer-Press Settings

	<u>Automatic Press</u>	<u>Manual Press</u>
 Pressure	High 5 - 6 PSI	High
 Temperature	190 °C	190 °C
 Time	20 Seconds	20 Seconds

Transfer Process

- 1) **Pre - press the garment to remove any moisture.**
- 2) **Cut the mirrored image as required.**
- 3) **Put the image, face down, onto the garment.**
- 4) **Press for 20 seconds.**
- 5) **Hot Peel.**
- 6) **Pull garment sideways to loosen the image.**

Washing Instructions

- * **Wash inside out up-to 60 °C**
- * **Do Not Iron over image, Dry clean or Tumble dry.**
- * **Use standard washing powders Do Not use bleach or softener.**