

Forever 5 Star User Instructions

Data Sheet

Packaging:

Sheets:




A3 (420mm X 297mm)

A4 (297mm X 210mm)

Printer Settings

- * Mirror Image
- * Heavy paper stock should be selected

Transfer-Press Settings

	<u>Automatic Press</u>	<u>Manual Press</u>
 Pressure	High 5 - 6 PSI	High
 Temperature	190 °C	190 °C
 Time	20 Seconds	20 Seconds

Transfer Process

- 1) Pre - press the garment to remove any moisture.
- 2) Cut the mirrored image as required.
- 3) Put the image, face down, onto the garment.
- 4) Press for 20 seconds.
- 5) Hot Peel.
- 6) Pull garment sideways to loosen the image.

Washing Instructions

- * Wash inside out up-to 60 °C
- * **Do Not** Iron over image, Dry clean or Tumble dry.
- * Use standard washing powders **Do Not** use bleach or softener.